





District Health Assessment for Multiple District 354 through June 2025

		Clubs							Membership							Member Strength		Cancellation		Reports			Finance		Leadership		
District Name	Status/ Number of Months in Status *	Active Clubs	Clubs in Status Quo	Total Clubs	% Status Quo Clubs in Financial Suspension	New Clubs	Cancelled Clubs	YTD Net Club Gain/Loss	Current Members In Active Clubs	Current Members In Status Quo Clubs	Current Total Members Count	YTD Add	YTD Drop	YTD NetGrowth (includes Active and Status Quo)	YTD NetGrowth% (includes Active and Status Quo)	Member Count 12 Months Ago	Average Member Count Per Club	% of Clubs with less than 20 members	Average Cancelled Club Age	Members Lost Due to Cancelled Clubs	% of Clubs Reporting Service	% No MMR in 3 Months	% No Officer Report in 12 months	% of Clubs with balance 90+ days	Number of Zone Chairs Recorded	Number of Region Chairs Recorded	District Officers Vacancies **
354 A		75	0	75	0%	4	4	0	1950	0	1950	401	362	39	2.04%	1,911	26	35%	21	42	80%	36%	1%	15%	20	11	GLT,GMT,GST
354 B		154	0	154	0%	3	3	0	5238	0	5238	763	1134	-371	-6.61%	5,609	34	18%	29	50	0%	18%	3%	2%	28	13	
354 C		82	0	82	0%	2	1	1	1634	0	1634	470	326	144	9.66%	1,490	20	51%	25	8	0%	38%	17%	20%	22	10	2nd VDG,GLT,GMT,GST
354 D		197	0	197	0%	6	14	-8	6548	0	6548	1254	1115	139	2.17%	6,409	33	20%	12	252	0%	51%	4%	5%	51	25	GLT,GMT,GST
354 E		101	0	101	0%	0	3	-3	3145	0	3145	472	669	-197	-5.89%	3,342	31	15%	31	57	0%	24%	4%	1%	0	0	GLT,GMT,GST
354 F		75	0	75	0%	6	3	3	1920	0	1920	651	537	114	6.31%	1,827	26	32%	39	46	0%	27%	55%	35%	0	0	GLT,GMT,GST
354 G		54	0	54	0%	1	0	1	2586	0	2586	366	284	82	3.27%	2,504	48	4%	0	0	0%	9%	0%	0%	15	5	GLT,GMT,GST
354 H		57	0	57	0%	5	2	3	1708	0	1708	423	352	71	4.34%	1,637	30	14%	4	41	93%	16%	0%	0%	22	0	GLT,GMT,GST
		795	0	795	0%	27	30	-3	24729	0	24729	4800	4779	21	0.08%	24,729	31	23%	19	496	14%	31%	9%	8%	158	64	




District Health Assessment for Multiple District 355 through June 2025

		Clubs							Membership							Member Strength		Cancellation		Reports			Finance	Leadership			
District Name	Status/ Number of Months in Status *	Active Clubs	Clubs in Status Quo	Total Clubs	% Status Quo Clubs in Financial Suspension	New Clubs	Cancelled Clubs	YTD Net Club Gain/Loss	Current Members In Active Clubs	Current Members In Status Quo Clubs	Current Total Members Count	YTD Add	YTD Drop	YTD NetGrowth (includes Active and Status Quo)	YTD NetGrowth% (includes Active and Status Quo)	Member Count 12 Months Ago	Average Member Count Per Club	% of Clubs with less than 20 members	Average Cancelled Club Age	Members Lost Due to Cancelled Clubs	% of Clubs Reporting Service	% No MMR in 3 Months	% No Officer Report in 12 months	% of Clubs with balance 90+ days	Number of Zone Chairs Recorded	Number of Region Chairs Recorded	District Officers Vacancies **
355 A		162	0	162	0%	4	3	1	5873	0	5873	942	1577	-635	-9.76%	6,508	36	18%	16	30	0%	12%	2%	0%	92	15	GLT,GMT,GST
355 B1		84	0	84	0%	2	3	-1	3294	0	3294	539	552	-13	-0.39%	3,307	39	14%	12	27	65%	17%	0%	5%	42	2	2nd VDG,GLT,GMT ,GST
355 B2		57	0	57	0%	0	0	0	1773	0	1773	159	239	-80	-4.32%	1,853	31	18%	0	0	0%	23%	0%	4%	16	4	2nd VDG,GLT,GMT ,GST
355 B3		70	0	70	0%	1	1	0	2882	0	2882	331	307	24	0.84%	2,858	41	13%	45	0	94%	23%	3%	0%	14	7	
355 C		104	0	104	0%	1	1	0	4521	0	4521	658	771	-113	-2.44%	4,634	43	4%	7	13	95%	15%	0%	3%	19	9	GLT,GMT,GST
355 D		85	0	85	0%	2	4	-2	2493	0	2493	591	527	64	2.63%	2,429	29	26%	19	12	0%	21%	0%	0%	29	8	GLT,GMT,GST
355 E		58	0	58	0%	5	2	3	1883	0	1883	371	411	-40	-2.08%	1,923	32	17%	20	42	0%	21%	93%	21%	0	0	GLT,GMT,GST
		620	0	620	0%	15	14	1	22719	0	22719	3591	4384	-793	-3.37%	23,512	37	15%	18	124	35%	18%	10%	3%	212	45	



District Health Assessment for Multiple District 356 through June 2025

		Clubs							Membership							Member Strength		Cancellation		Reports			Finance	Leadership			
District Name	Status/ Number of Months in Status *	Active Clubs	Clubs in Status Quo	Total Clubs	% Status Quo Clubs in Financial Suspension	New Clubs	Cancelled Clubs	YTD Net Club Gain/Loss	Current Members In Active Clubs	Current Members In Status Quo Clubs	Current Total Members Count	YTD Add	YTD Drop	YTD NetGrowth (includes Active and Status Quo)	YTD NetGrowth% (includes Active and Status Quo)	Member Count 12 Months Ago	Average Member Count Per Club	% of Clubs with less than 20 members	Average Cancelled Club Age	Members Lost Due to Cancelled Clubs	% of Clubs Reporting Service	% No MMR in 3 Months	% No Officer Report in 12 months	% of Clubs with balance 90+ days	Number of Zone Chairs Recorded	Number of Region Chairs Recorded	District Officers Vacancies **
356 A		115	0	115	0%	0	0	0	3846	0	3846	694	1049	-355	-8.45%	4,201	33	12%	0	0	0%	9%	5%	23%	30	12	2nd VDG, GLT, GMT
356 B		73	0	73	0%	0	3	-3	1493	0	1493	231	350	-119	-7.38%	1,612	20	51%	14	42	1%	40%	4%	1%	24	11	2nd VDG
356 C		106	0	106	0%	4	3	1	4018	0	4018	713	633	80	2.03%	3,938	38	17%	43	9	0%	17%	2%	1%	0	0	GMT
356 D		104	0	104	0%	3	5	-2	3186	0	3186	378	722	-344	-9.75%	3,530	31	22%	40	60	30%	20%	0%	8%	23	9	
356 E		101	0	101	0%	1	4	-3	4365	0	4365	523	827	-304	-6.51%	4,669	43	9%	21	94	15%	19%	0%	3%	27	10	GLT, GMT, GST
356 F		89	0	89	0%	2	2	0	2801	0	2801	495	606	-111	-3.81%	2,911	31	25%	30	32	0%	19%	1%	3%	19	10	GLT, GMT, GST
		588	0	588	0%	10	17	-7	19709	0	19709	3034	4187	-1153	-5.53%	20,861	34	21%	30	237	8%	19%	2%	7%	123	52	

* - District Status: P - Provisional, T - Transitional.
** - District Officers Vacancies: DG - District Governor, 1st VDG - First Vice District Governor, 2nd VDG - Second Vice District Governor.